

# Spartanics

## M500 MATERIAL STARTER SPECIFICATIONS

	M95 Autocutter	M96 Auto Sheet Feeder	M73 Strip Starter
<b>Material</b>	Most plastics	Most plastics & papers, some metals	Most plastics, papers, & metals
<b>Max. Sheet Size</b>	73 cm L (X axis) x 76 cm W (Y axis) <sup>1</sup>	73 cm L (X axis) x 76 cm W (Y axis) <sup>1</sup>	102 cm L (X axis) x 40 cm W (Y axis) <sup>1</sup>
<b>Min. Sheet Size</b>	32 cm L (X axis) x 32 cm W (Y axis) <sup>1</sup>	32 cm L (X axis) x 32 cm W (Y axis) <sup>1</sup>	31 cm L (X axis) x 1.9 cm W (Y axis) <sup>1</sup>
<b>Material Thickness</b>	0.250 mm to 0.890 mm	0.250 mm to 1.50 mm	0.200 mm to 2.50 mm
<b>Min. Strip Width Cut</b>	10 cm	No cutting capability	No cutting capability
<b>Min. Scrap Width Cut</b>	3.2 mm	No cutting capability	No cutting capability
<b>Stack Height</b>	45 cm	45 cm	15 cm
<b>Stack Weight</b>	272 Kg max.	272 Kg max.	136 kg
<b>Throughput</b>	Up to 20 strips per minute max.	Up to 12 strips per minute max.	Up to 20 strips per minute max.
<b>Machine Dimensions</b>	254 cm L x 100 cm W x 165 cm H	254 cm L x 100 cm W x 165 cm H	102 cm L x 28 cm W x 76-107 cm (adj.) H
<b>Machine Weight</b>	227 kg	227 kg	37 kg
<b>Power</b>	220-480 VAC, 50/60 Hz	220-480 VAC, 50/60 Hz	120 VAC, 50/60 Hz
<b>Air</b>	115NI/min@5.5 bar	115NI/min@5.5 bar	0.031 NI/min @ 5.5 bar

<sup>1</sup> The reference to X & Y axis is relative to those axes in the Automatic Registration Feed on the Punching/Die Cutting Press.

# Spartanics

## M500 MATERIAL STARTER SPECIFICATIONS

	M95 Autocutter	M96 Auto Sheet Feeder	M73 Strip Starter
<b>Material</b>	Most plastics	Most plastics & papers, some metals	Most plastics, papers, & metals
<b>Max. Sheet Size</b>	29" L (X axis) x 30" W (Y axis) <sup>1</sup>	29" L (X axis) x 30" W (Y axis) <sup>1</sup>	41" L (X axis) x 16" W (Y axis) <sup>1</sup>
<b>Min. Sheet Size</b>	12.75" L (X axis) x 12.75" W (Y axis) <sup>1</sup>	12.75" L (X axis) x 12.75" W (Y axis) <sup>1</sup>	12.00" L (X axis) x 0.75" W (Y axis) <sup>1</sup>
<b>Material Thickness</b>	0.010" to 0.035"	0.010" to 0.60"	0.008" to 0.100"
<b>Min. Strip Width Cut</b>	4.0"	No cutting capability	No cutting capability
<b>Min. Scrap Width Cut</b>	0.125"	No cutting capability	No cutting capability
<b>Stack Height</b>	18" max	18" max	6" max
<b>Stack Weight</b>	600 lbs max.	600 lbs max.	300 lbs max.
<b>Throughput</b>	Up to 20 strips per minute max.	Up to 12 strips per minute max.	Up to 20 strips per minute max.
<b>Machine Dimensions</b>	100" L x 40" W x 65" H	100" L x 40" W x 65" H	40" L x 11" W x 32-48" (adj.) H
<b>Machine Weight</b>	500 lbs	500 lbs	82 lbs
<b>Power</b>	220-480 VAC, 50/60 Hz	220-480 VAC, 50/60 Hz	120 VAC, 50/60 Hz
<b>Air</b>	4 cfm @ 80 psi	4 cfm @ 80 psi	0.0011 cfm @ 80 psi

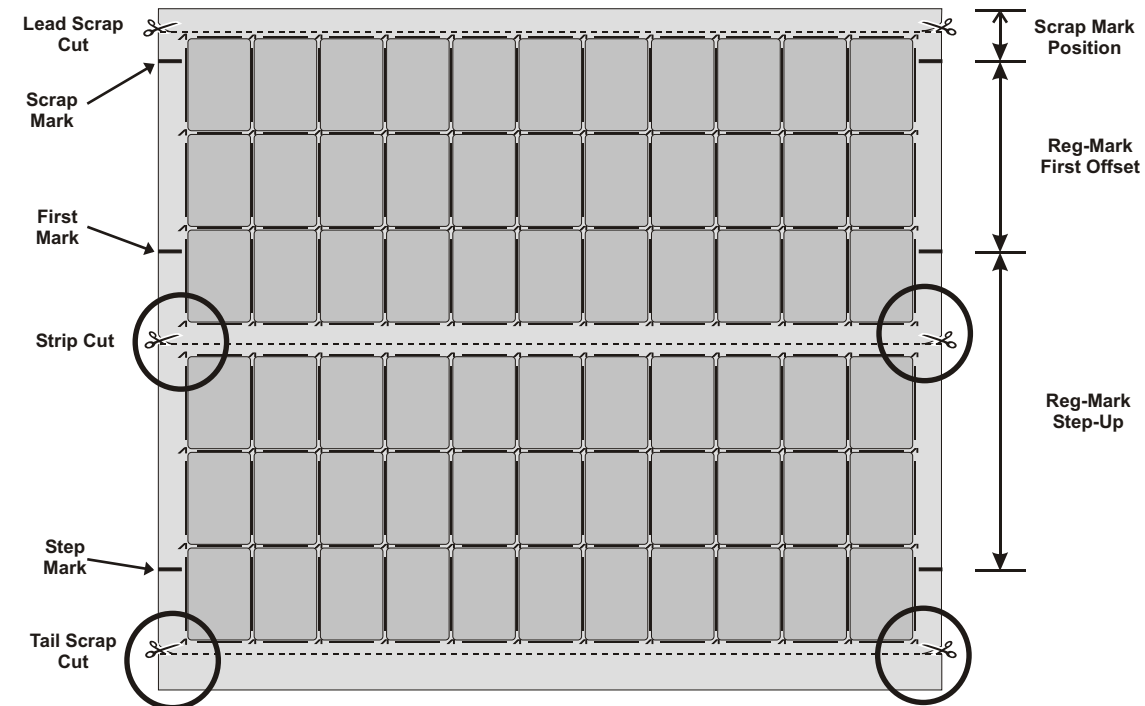
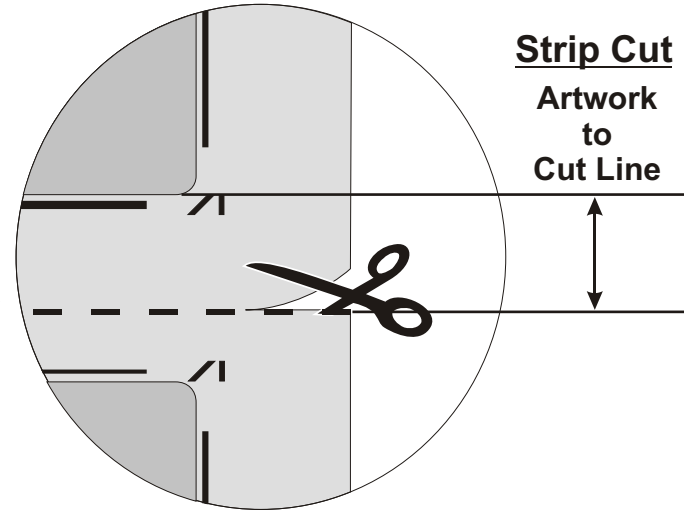
<sup>1</sup> The reference to X & Y axis is relative to those axes in the Automatic Registration Feed on the Punching/Die Cutting Press.

# Spartanics

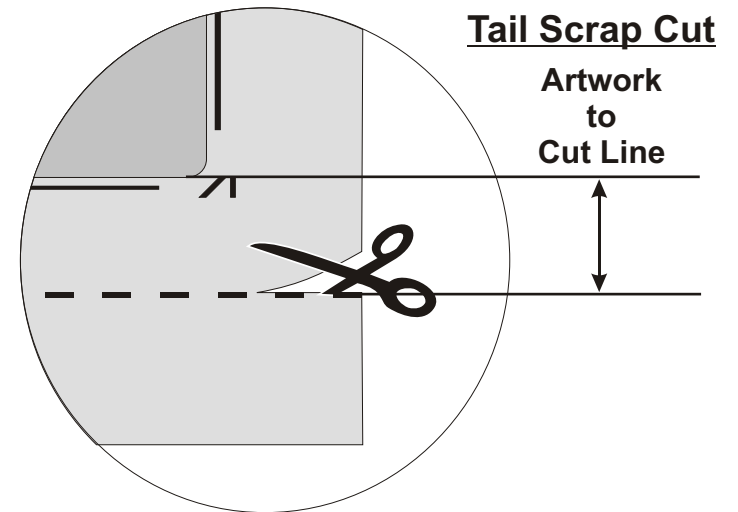
## M95 Autocutter Cut Line Location On Sheets For Normal Strip Cutting

Cut Line becomes the Drive Edge for the Automatic Registration Feed (M224/M334 Feed) on the Punching Press.

Distance from printed Artwork to the Cut Line must be equal for the Strip Cut(s) and the Tail Scrap Cut.



**Must Be Equal**



**Tail Scrap Cut**

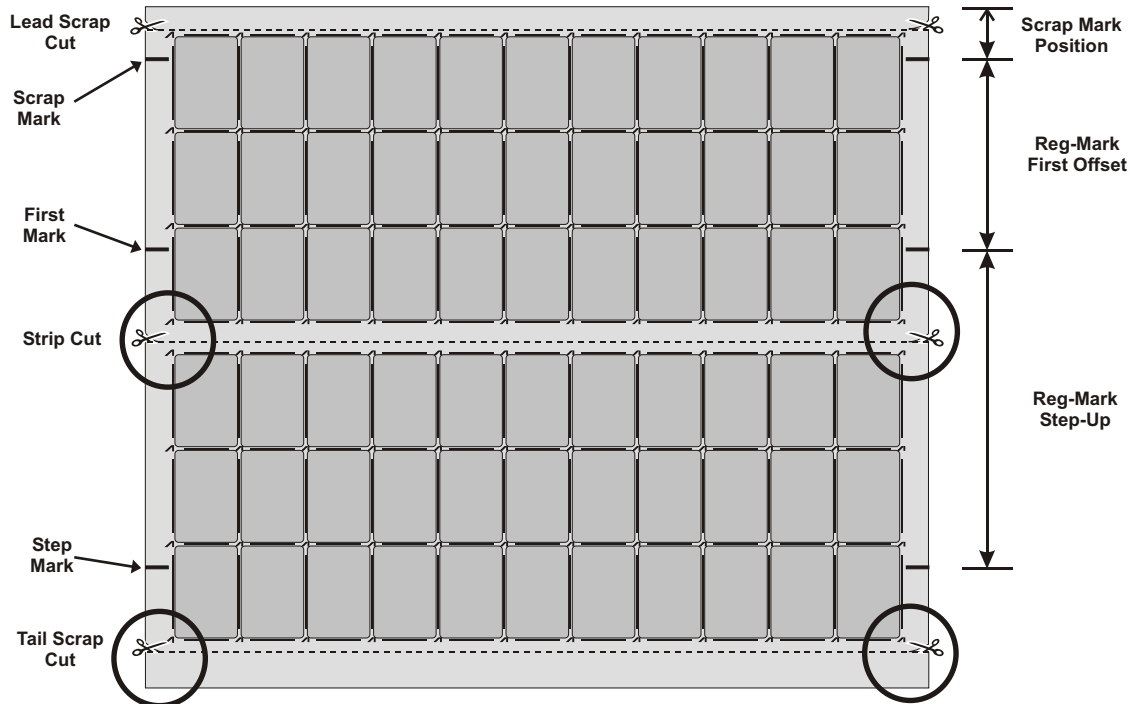
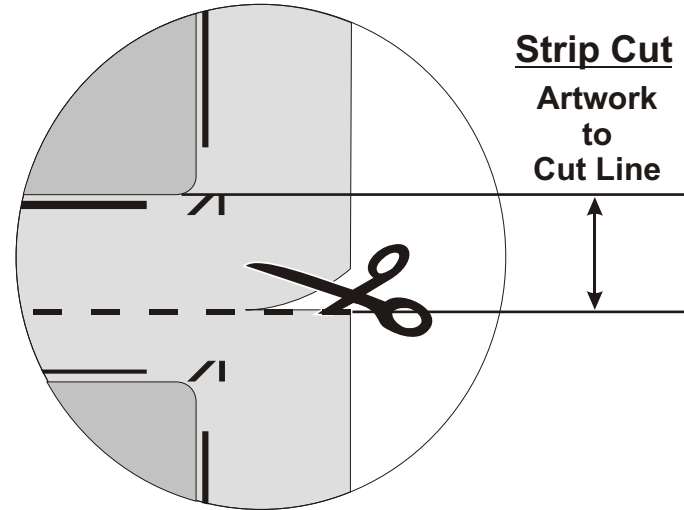
Artwork  
to  
Cut Line

# Spartanics

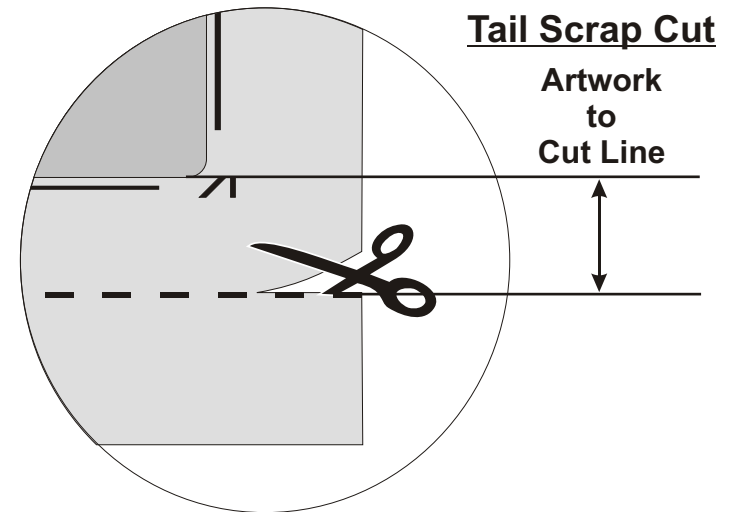
## M95 Autocutter Cut Line Location On Sheets For Normal Strip Cutting

Cut Line becomes the Drive Edge for the Automatic Registration Feed (M224/M334 Feed) on the Punching Press.

Distance from printed Artwork to the Cut Line must be equal for the Strip Cut(s) and the Tail Scrap Cut.



**Must Be Equal**



**Tail Scrap Cut**

Artwork  
to  
Cut Line

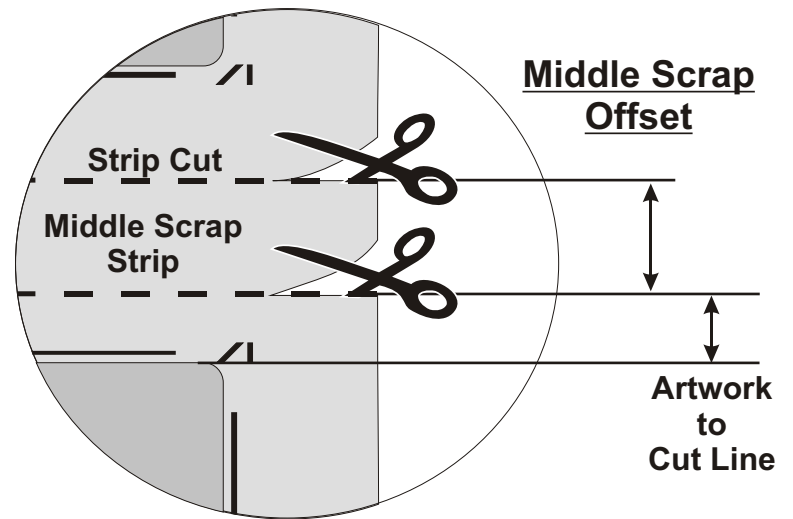
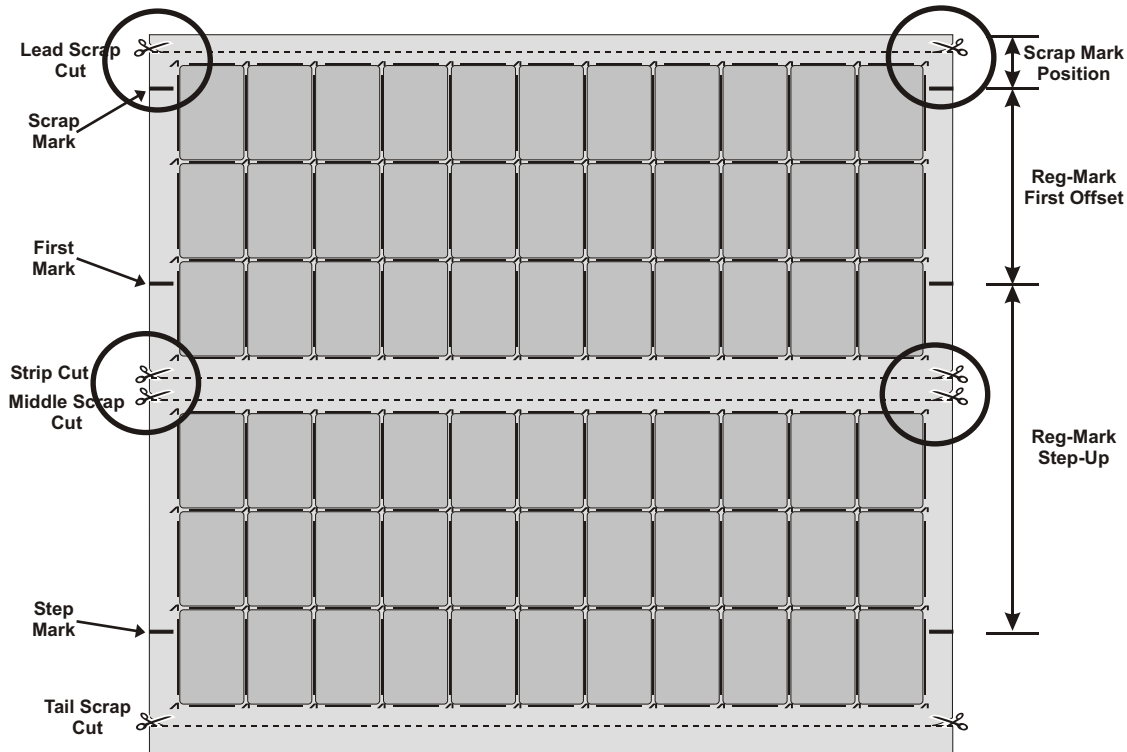
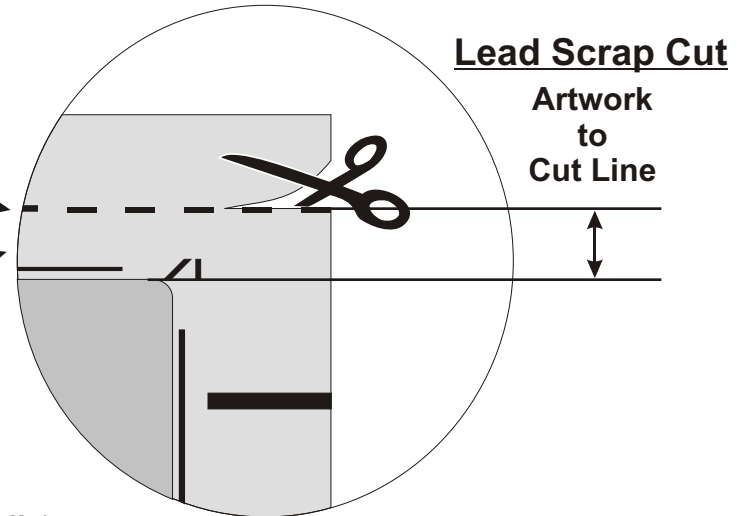
# Spartanics

## M95 Autocutter Cut Line Location On sheets requiring a middle scrap strip

A Middle Scrap Strip may be cut from the sheet to make equal width strips for punching.

Cut Line becomes the Back Edge for the Automatic Registration Feed (M224/M334) on the Punching Press.

Distance from printed Artwork to Cut Line must be equal so that the Punching Press is presented with equal width strips.



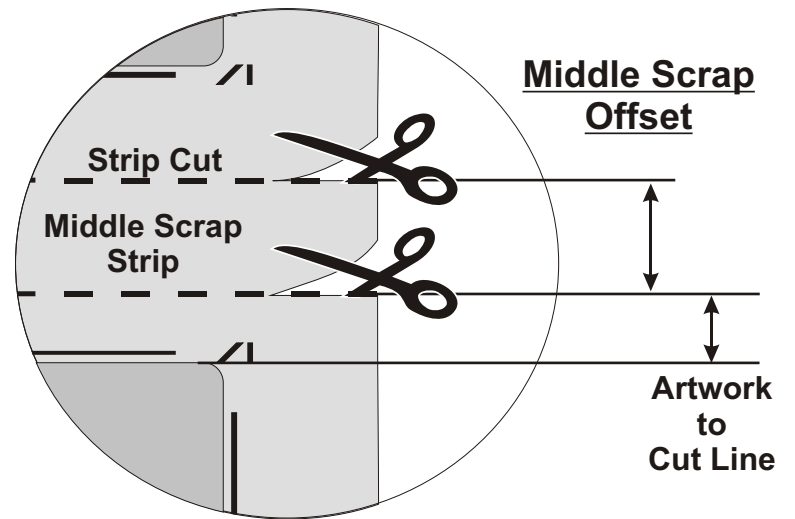
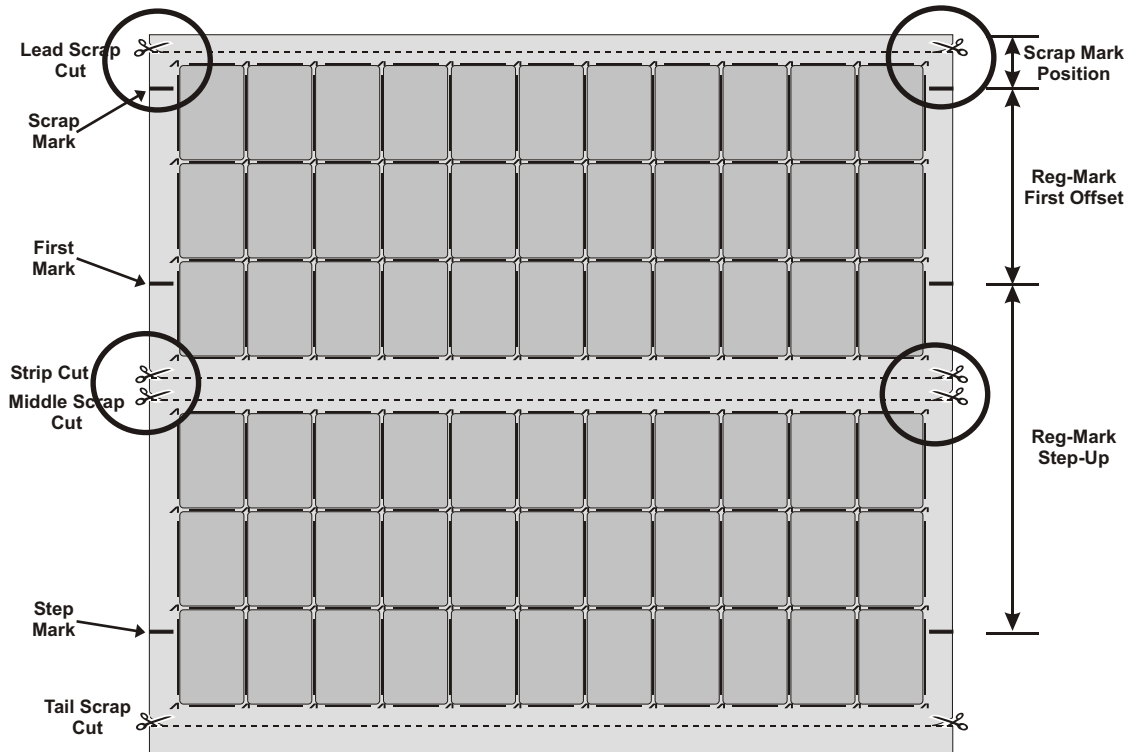
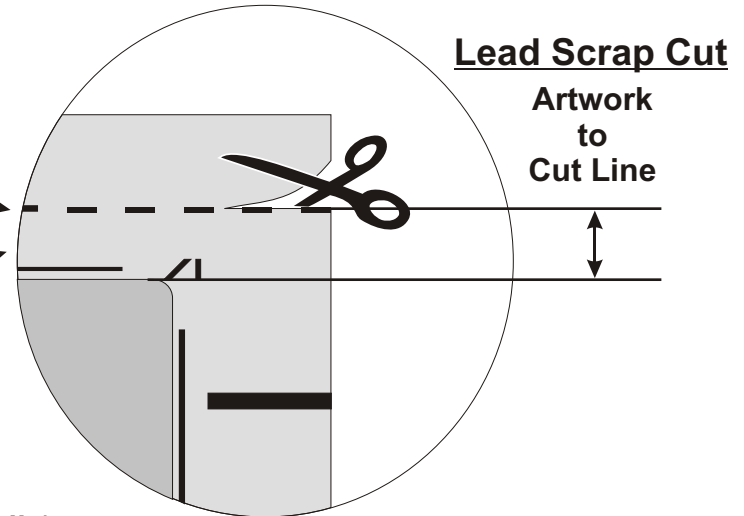
# Spartanics

## M95 Autocutter Cut Line Location On sheets requiring a middle scrap strip

A Middle Scrap Strip may be cut from the sheet to make equal width strips for punching.

Cut Line becomes the Back Edge for the Automatic Registration Feed (M224/M334) on the Punching Press.

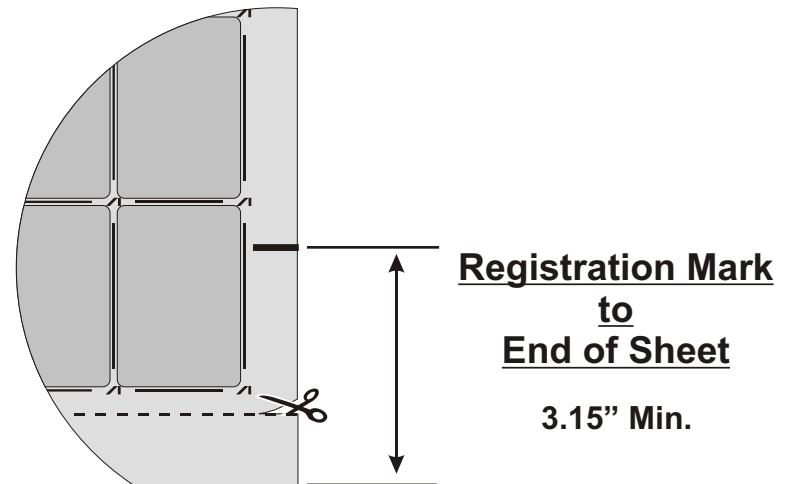
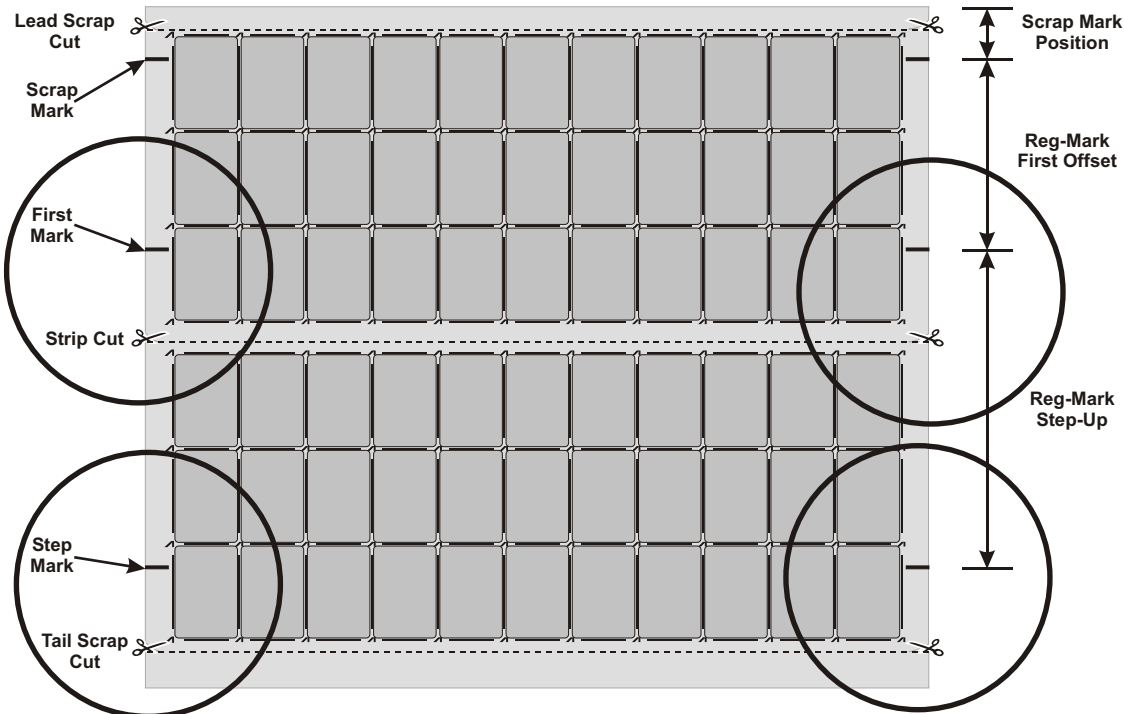
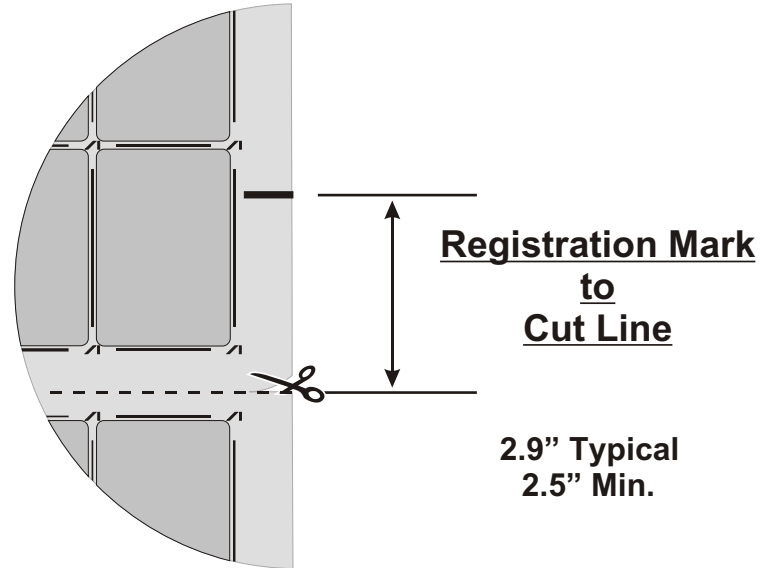
Distance from printed Artwork to Cut Line must be equal so that the Punching Press is presented with equal width strips.



# Spartanics

## M95 Autocutter Registration Mark Location

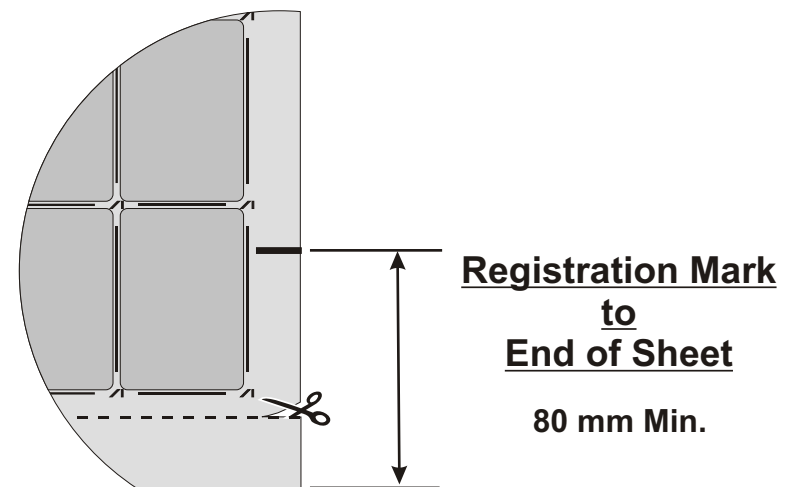
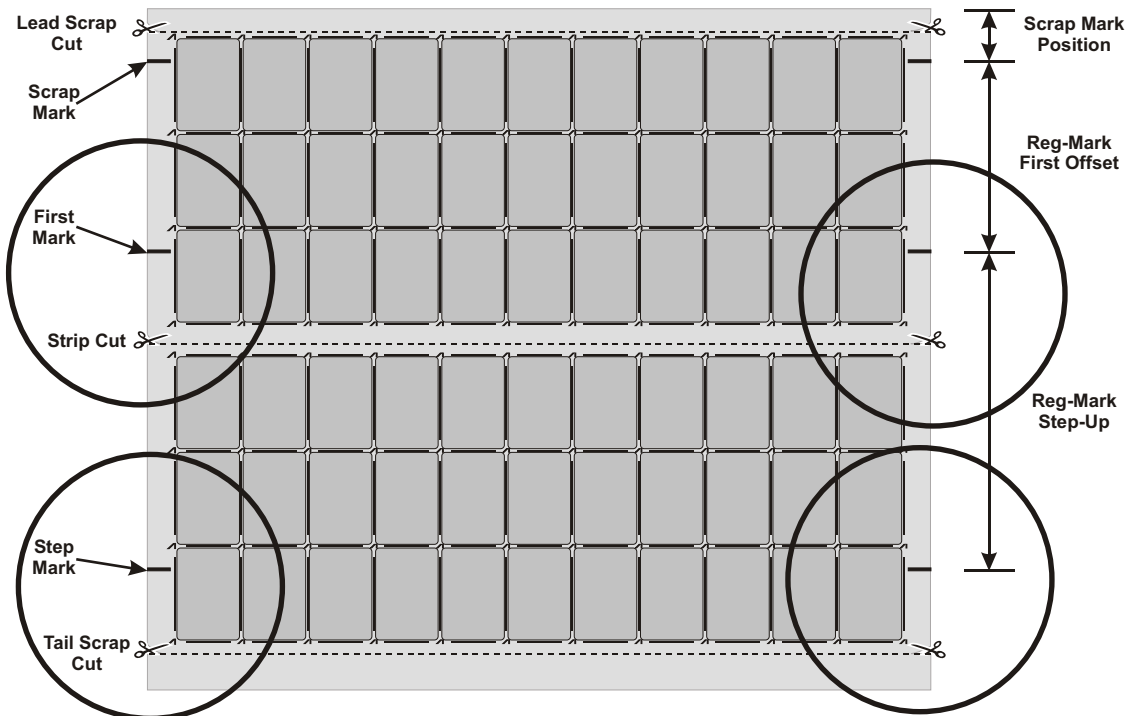
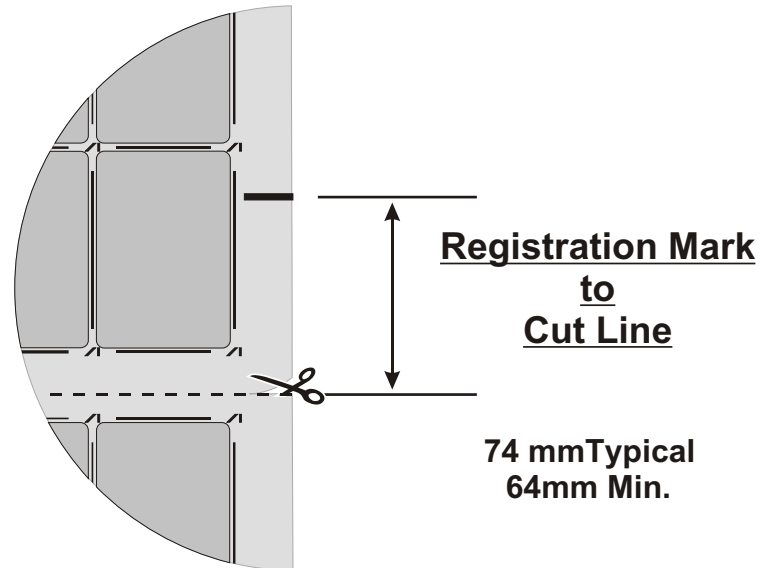
The Registration Mark must be more than 3.15 inches from the end of the sheet. If the Tail Scrap removed is less than  $\frac{1}{4}$  inch then the Registration Mark to Cut Line distance must be greater than 2.9 inches.



# Spartanics

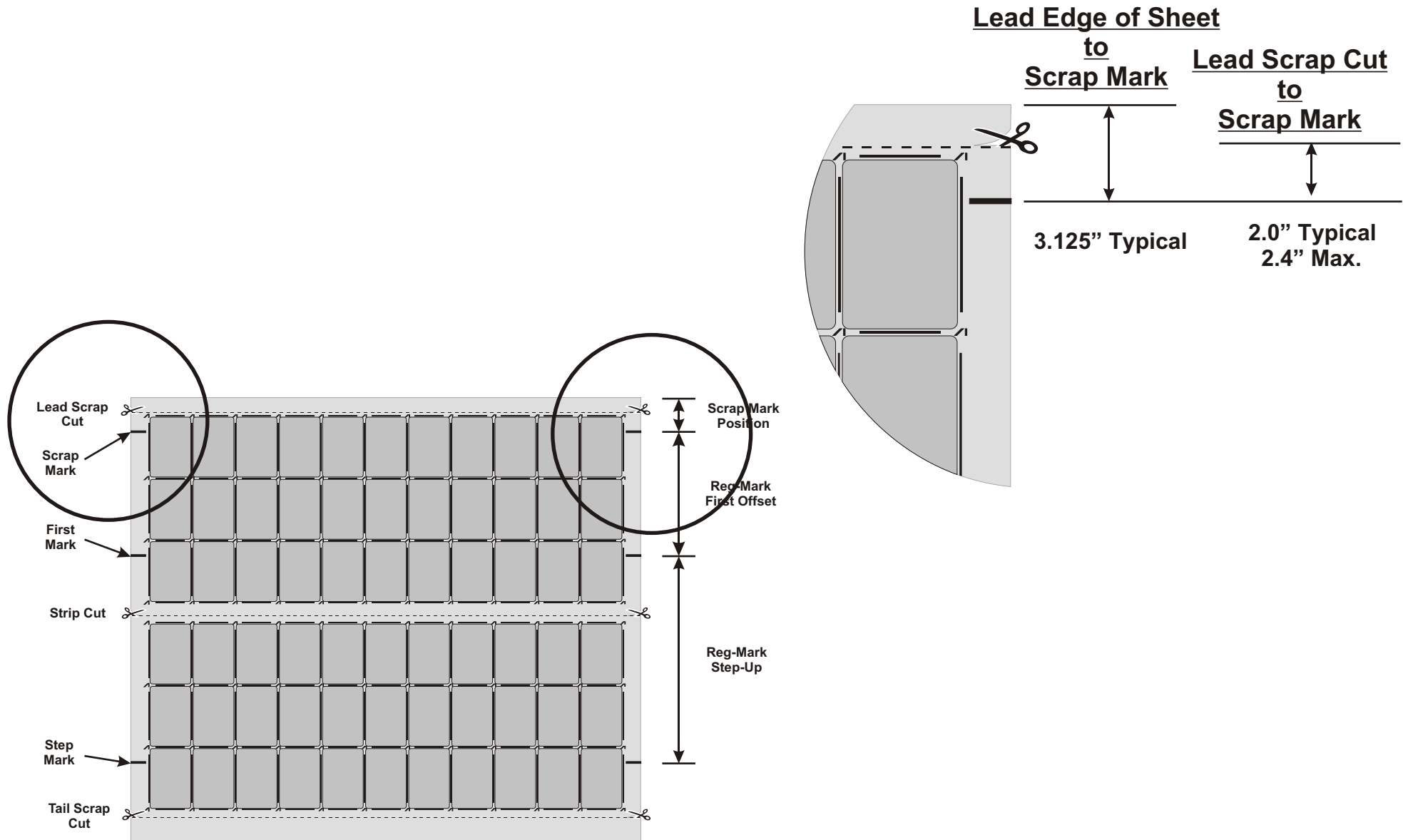
## M95 Autocutter Registration Mark Location

The Registration Mark must be more than 80 mm from the end of the sheet. If the Tail Scrap removed is less than 6.4 mm then the Registration Mark to Cut Line distance must be greater than 74 mm.



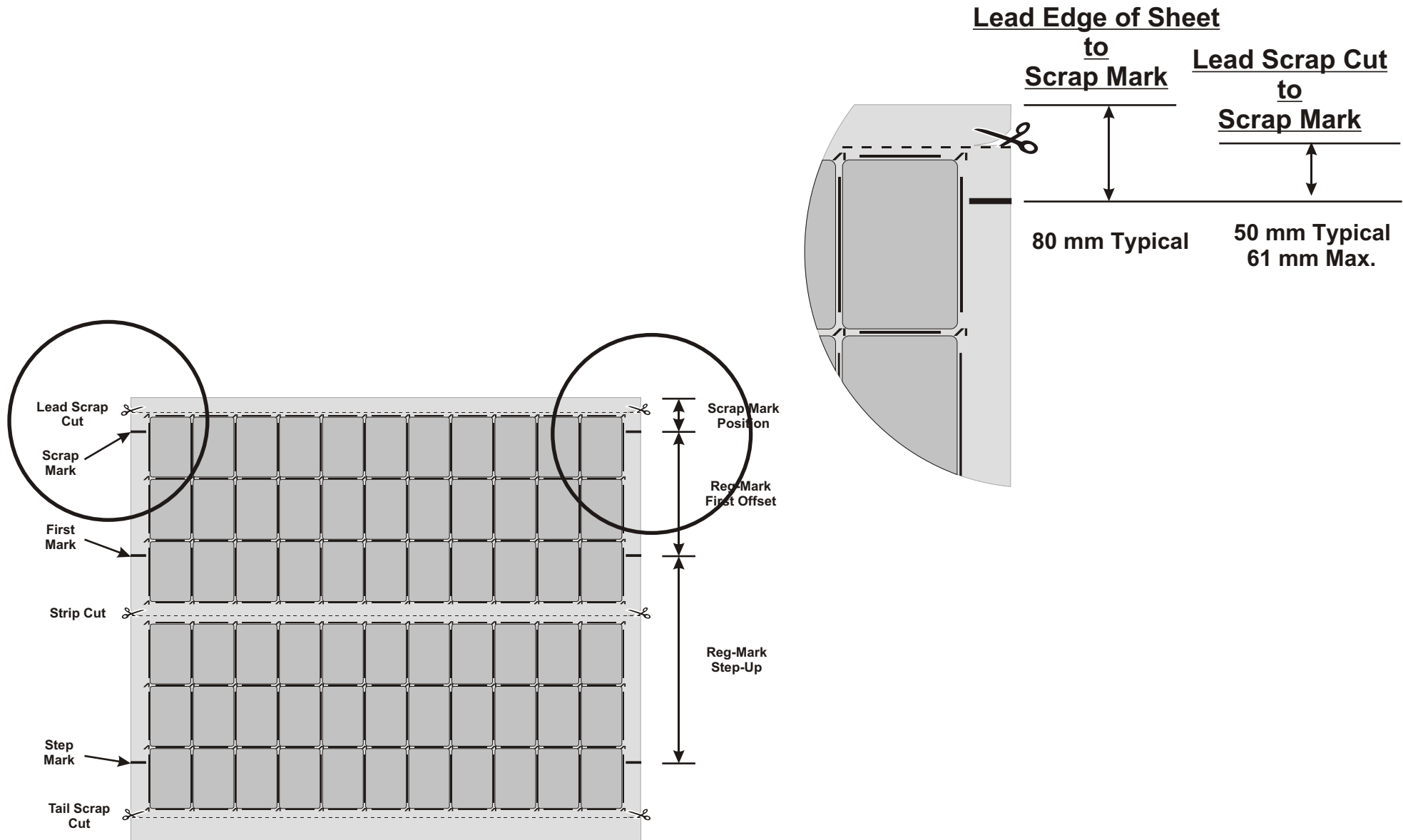
# Spartanics

## M95 Autocutter Lead Scrap Cut Registration Mark Location




# Spartanics

## M95 Autocutter Lead Scrap Cut Registration Mark Location




# *Spartanics*

## M95 Autocutter Cut Line Location Typical Sheet Layout



# *Spartanics*

## M95 Autocutter Cut Line Location Typical Sheet Layout



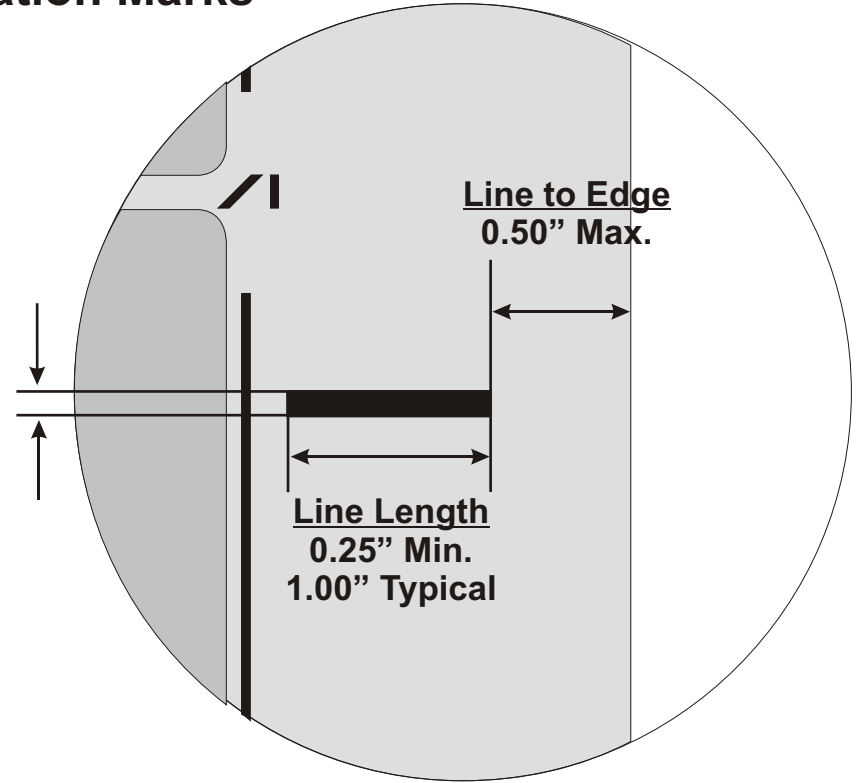
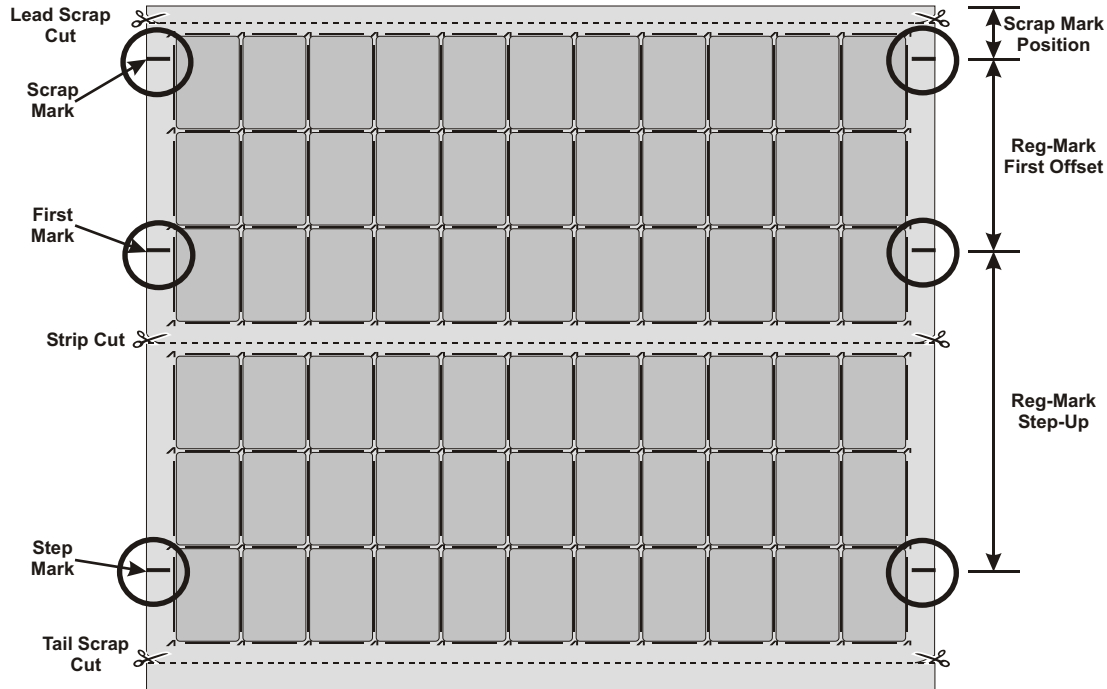
# Spartanics

## M95 Autocutter Registration Marks

Line Width  
0.030" Min.  
0.100" Typical  
0.500" Max.

Line to Edge  
0.50" Max.

Line Length  
0.25" Min.  
1.00" Typical



# Spartanics

## M95 Autocutter Registration Marks

